

# YOUR CIGNA JOURNEY

Welcome kit



Cigna Global Health Benefits®



# WELCOME

## to Cigna Global Health Benefits

### OUR MISSION:

To help the people we serve improve their health, well-being and sense of security.

### Table of contents

Introduction . . . . .	.1
Pre-departure: <a href="#">Checklist and tips</a> . . . . .	.2
We are here for you . . . . .	.4
Frequently asked questions . . . . .	.5
Cigna Envoy®: <a href="#">Making it easy</a> . . . . .	.6
When to file a claim and when you don't need to . . . . .	.8
Value-added services . . . . .	.9
Customer claim scenario: <a href="#">Direct Pay</a> . . . . .	.11
Customer claim scenario: <a href="#">Guarantee of Payment</a> . . . . .	.12

# You are about to begin work or may already be working outside of your home country

Whether it is your first or tenth time, it has the potential to be an amazing experience, professionally and personally. This opportunity can bring changes, questions and uncertainty. When living in a different country, your health care questions are likely to be different than when you're at home, and the answers may be too! With Cigna Global Health Benefits you have valuable health coverage.

Your satisfaction is important, and Cigna has developed specialized health benefit services for covered family members.

Before you go, spend time reviewing your health care benefits and services outlined in this kit. You and your covered family members have all the advantages of Cigna services whenever you need them, wherever you are in the world.

Cigna is excited to share in this experience with you. You work hard and deserve a health plan that does too.





## Pre-departure: Checklist and tips



Before traveling to work outside of your home country, you'll need some assistance. We've designed an easy-to-follow checklist to make sure you have everything covered before you leave.

Let's start with some basic questions. Information is power. It's in your best interest to be sure all of your important information is updated and ready to travel with you.

1. Are your travel and ID documents up to date?
2. Are your health documents updated, renewed and reauthorized?
3. Have you visited **CignaEnvoy.com** to access our pre-assignment assistance tool?

### Important documents checklist

#### Medical



- Your Cigna ID card - If you have not received your card before you leave, you can contact the customer service center:
    - › Toll-free: **1.800.441.2668**
    - › Direct calling: **001.302.797.3100** (collect calls accepted)

— OR —

  - › You can obtain a copy on **CignaEnvoy.com** or through the Cigna Envoy App
- Before you leave, see if you qualify for a longer supply of prescription medications you take regularly. You can contact our global service center to see if there are any associated travel restrictions
  - A record of past surgeries, diagnoses and medications (names/dosages)
  - Copies of X-rays, MRIs, CT scans, etc. (easily stored on a thumb drive or DVD)
  - Blood type, blood group and Rh factor
  - List of all allergies - include medicine, foods, seasonal, etc.
  - Vaccination history
  - International certificate of vaccinations for yellow fever (yellow card, if necessary)

#### Travel



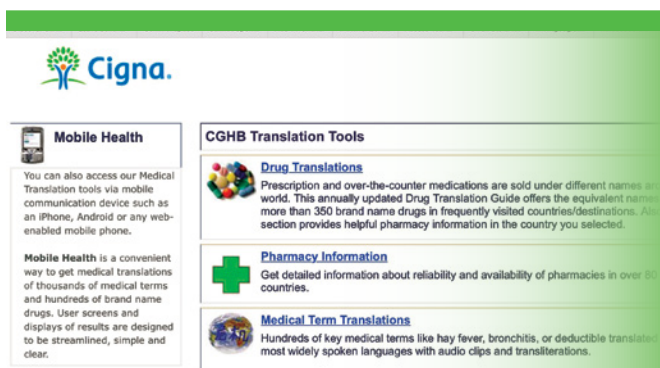
- Passports
- Birth certificates
- Visas and work permits
- Marriage certificate (if applicable)
- Home address
- Emergency and contact information
- A copy of Cigna customer service numbers:
  - › Toll-free: **1.800.441.2668** and your Cigna ID number
  - › Direct calling: **001.302.797.3100** (collect calls accepted)
- Review your country guides specific to your assigned country available on Cigna Envoy
- Download the Cigna Envoy app and Cigna Wellbeing app
- Pre-assignment screenings
  - › Research and create a list of physicians located in your assigned country on **CignaEnvoy.com**
- Driver's license

## Things to ask your doctor before traveling outside of your home country.

### Immunizations

You will need to be sure you're up to date on your immunizations in your home country and the country you'll be working in. Here are some tips:

- › Be sure to get your vaccines four to six weeks before you leave. They need time to become effective in your body.
- › Ask your primary doctor if you need to schedule an appointment to get booster shots once you are working outside of your home country.
- › If traveling to countries where exposure to malaria or other diseases may be common, ask how to best prevent it. Check out our Country Guides on **CignaEnvoy.com** for detailed information about the country where you will be assigned.



### Did you know?

The same drug can have different names in different parts of the world. Use our helpful Drug Translation Tool via Cigna Envoy to identify more than 295 drugs in 24 countries.

## Now that you are working outside of your home country, what do you do in case of a medical emergency?

- › If a situation arises, and you don't know what to do, contact us using the number on your Cigna ID card. We can help you avoid paying **out-of-pocket expenses**<sup>1</sup> other than your patient responsibility (e.g., **deductibles**<sup>2</sup> or **coinsurance**<sup>3</sup>). If it is an emergency, contact Cigna from the hospital or doctor's office immediately after the situation is stabilized. We'll work with your doctor and help.
- › If hospitalized, our global service center can also provide guidance from a health specialist with detailed knowledge of the country you're in.

1. **Out-of-pocket expenses:** Expenses such as copays, coinsurance, deductibles and any other charges not covered under your plan.

2. **Deductibles:** This is the amount of covered expenses that you must pay before the plan pays any benefit. Once you meet this threshold, the plan will begin to pay benefits for covered expenses that you incur; this applies to both individual and family plans.

3. **Coinsurance:** A percentage of the cost of covered expenses you must pay after you have met your plan deductible.



### Did you know?

Different countries have different vaccination requirements. To find out what other vaccines you'll need, go to the **Centers for Disease Control** website at **www.cdc.gov**.

### Medications:

- › Before you leave, see if you qualify for a longer supply of prescription medications you take regularly. You can contact our global service center to see if there are any associated travel restrictions.



### Did you know?

Many employers choose to add **emergency evacuation services** to their employee benefits plan. Ask your employer if it's included in your plan.

# We are here for you



## Cigna Envoy® website and mobile app

**1** **Manage your benefits** - Cigna Envoy is your personalized online health resource to help you get the most from your Cigna benefits.

### It's easy:

1. Download the mobile app OR go to [CignaEnvoy.com](https://CignaEnvoy.com) and under "I am a Customer" select "I have not registered yet."
2. Enter your Cigna ID Number—this number is located on your Cigna ID card—and your personal details.
3. Answer the security questions and click 'Register.'
4. You will be issued a one-time PIN, which you then change to a password/PIN of your choosing.

### Once registered, you can:

- › Access our health care provider directory.
- › Submit and track claims.
- › Understand your coverage.
- › Update your **current** mailing address to receive important compliance information and communications related to your coverage.


Use the same login credentials to access [CignaEnvoy.com](https://CignaEnvoy.com), the Cigna Envoy mobile app and the Cigna Wellbeing App.



## Cigna Wellbeing™ app

**2** **Manage your health** - Connect to better health with the Cigna Wellbeing App and discover:

- › Global Telehealth:
  - Same day consultations with a doctor by phone; with video consultations coordinated between 3:00 am - 5:30 pm ET from the comfort of your home or office.
  - A diagnosis or consultation for non-emergency health issues.
  - Prescriptions for common health concerns where available.
  - Discussing a medication plan.
- › Health assessments in key areas that affect your wellness.
- › Wellness tips, recipes, articles and more.
- › Wellness Coaching through videos and over the phone.
- › Health management of chronic conditions.
- › Employee Assistance Program—real time access directly through the app.



### Note:

If you have already registered for [CignaEnvoy.com](https://CignaEnvoy.com) or the Cigna Envoy mobile app, simply log in using your current ID and password/PIN.

### Download the Cigna Envoy mobile app from:



### Download the Cigna Wellbeing app from:



## Important contact information - available 24/7

Cigna representatives in our global service center provide 24/7 multilingual information, professional support, and help connect you with doctors around the globe.

<b>Website</b>	CignaEnvoy.com
<b>Toll-free telephone number</b>	1.800.441.2668
<b>Email</b>	Email is available for registered customers; see page 6 for registration instructions
<b>Toll-free TDD* telephone number for the hearing impaired</b>	1.800.558.3604
<b>Direct telephone number</b>	001.302.797.3100 (collect calls accepted)
<b>Toll-free fax number</b>	1.800.243.6998
<b>Direct fax number</b>	001.302.797.3150
<b>Mail delivery</b>	Cigna Global Health Benefits, PO Box 15050, Wilmington, DE 19850-5050, U.S.A.
<b>Courier delivery</b>	Cigna Global Health Benefits, 300 Bellevue Parkway, Wilmington, DE 19809, U.S.A.

\* Telecommunications Device for the Deaf. | For other convenient ways to contact our customer service center, please log in to [CignaEnvoy.com](https://CignaEnvoy.com).

When dialing an international number, it's important to use the International Access Code. Go to [CignaEnvoy.com](https://CignaEnvoy.com) and select **Contact Us** for a list of country codes and helpful calling instructions.

# Frequently asked questions

**Q:** Do I need a Cigna ID card?

**A:** Yes. Your Cigna ID card is recognized by most providers around the world. By using your Cigna ID card, we can directly reimburse the doctor or hospital where you received care.



When you receive your permanent ID card, please verify your information is correct and call Cigna immediately if a change is required. Present your ID card whenever you receive services from a provider.

**Q:** Is my Cigna ID card a credit or payment guarantee card?

**A:** No. Your Cigna ID card is purely a means of identifying you. It has no payment capabilities. You should contact us for payment guarantees or questions.

**Q:** Do I need to select a primary care physician (PCP)?

**A:** You are not required to select a PCP. However, it is recommended that you establish a relationship with a personal doctor, such as a family practitioner or an internist, in advance of requiring care. A personal doctor will care for you and your covered family members, including routine physical exams, sick visits and follow-up care. They can also provide information and guidance when selecting specialists. They will become a valuable resource and can be a personal health coach for you and your covered family members.

**Q:** How can I locate a doctor?

**A:** With a network of more than 1.5 million providers\*\* worldwide, it's easy to locate a doctor or hospital. To locate an international provider, go to [CignaEnvo.com](http://CignaEnvo.com) and click on the "Find a provider" tab or call us using the number on your ID card for assistance.

**Q:** How do I get my prescriptions filled while I am away?

**A:** If you receive a prescription from a local doctor while working outside of your home country, you can have it filled locally. If you have any questions, please contact us using the number on your ID card. Our customer service team will help you identify available options. Please be aware medications can only be filled locally in the country where the prescription is written. For example, if you have a medication prescribed by a doctor in China, it cannot be filled in the United States (U.S.). Likewise, a prescription written in the U.S. cannot be filled in a pharmacy outside of the U.S.

\* Internal network data as of January 2018.

† Subject to availability.

Claim instructions are included on page 8 of this kit.

We also encourage you, when possible, to plan visits with your medical doctor in your home country for any new prescriptions, as well as having those prescriptions filled before you leave. If you have any questions or concerns about travel restrictions, you can call us at the phone number your ID card.

**Q:** What if my doctor is not in Cigna's international network?

**A:** You can see any licensed doctor in your assigned country. Cigna will be able to support with our Guarantee of Payment process and reach out to your doctor directly to initiate the payment.

**Q:** What is an Explanation of Benefits (EOB) and how can I check on my claim status?

**A:** Your EOB is a summary of how your claims were processed and what you may owe, not a bill. Your provider or the facility may bill you directly for the remainder of what you owe. To view your claims status, follow these steps:

1. Log in to [CignaEnvo.com](http://CignaEnvo.com).
2. Select "Claims."
3. Search for claims.
4. Under Explanation of Benefits, select "View" to see the specific EOB you are looking for.

**Q:** What if I have a medical emergency?

**A:** Should something serious happen, visit the nearest hospital and contact the global service center immediately. The professionals at our global service center will help you get the **emergency assistance** you need. From ground transportation and translators to finding a specialist and facilities, we're here to help.

Our contact information can be found on page 4.

**Q:** How do I obtain and submit a claim form?

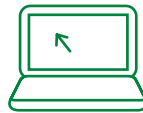
**A:** You can get a claim form and/or submit a claim online through [CignaEnvo.com](http://CignaEnvo.com). Additionally, you can submit your claim form via the Cigna Envo App or by contacting us by telephone, fax or email.

**Q:** What services are provided through Global Telehealth+?

**A:** Global Telehealth provides access to clinical guidance from doctors—by phone or video—directly through the Cigna Wellbeing app. A diagnosis could be done during the consultation if enough medical information is available. If additional tests, such as lab work or radiology, are required to confirm the diagnosis then the patient will be advised to have these tests done (where legally allowed).

# Cigna Envoy: Making it easy

## Information at your fingertips.



Cigna Envoy® is your personalized online health resource. The tools and information are developed specifically for globally mobile individuals so you can easily find the information you need. Register for Cigna Envoy as soon as you receive your Cigna ID card. If you don't have an ID card, please call us toll-free at 1.800.441.2668 or direct at 001.302.797.3100 (collect calls accepted). With your ID card handy, enter the site (CignaEnvoy.com) and follow these simple steps to get started.

- 1** Download the mobile app OR go to **CignaEnvoy.com** and under "I am a Customer" select "I have not registered yet".
- 2** Enter your Cigna ID number (located on your Cigna ID card) and your personal and plan details.
- 3** You will be issued a one-time PIN, which you will use to log in to **CignaEnvoy.com**.
- 4** Answer the security questions.
- 5** Change to a password/PIN of your choosing and click "Continue" to register.

- › Learn more about the country you are working in.
- › Get tips to stay in better shape while you are working outside of your home country.
- › Sign up for Electronic Funds Transfer (EFT) to make deposits and also receive claim reimbursements.
- › Download claim forms, submit and track claims.

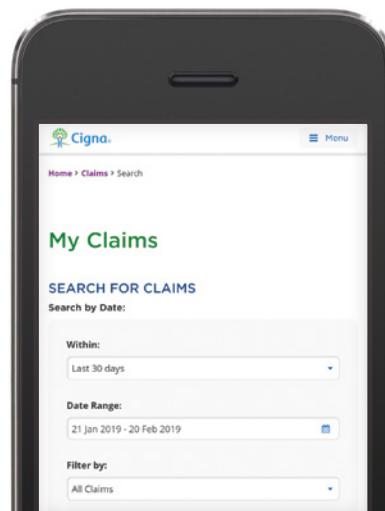

## Why use the website?

There is a wide range of information available to you on our website, including:

- › Your benefits and exclusions – what you and your family members are covered for.
- › You and your covered family members' full claim history.
- › Our providers directory, allowing you to find a provider in your location.
- › Health and well-being information on managing many conditions, plus healthy living information.
- › Country guides which give you access to practical travel information, such as cultural, health and safety, travel tips, visitor and currency information for more than 190 countries.

## On Cigna Envoy, you can also:

- › Send questions to us through our messaging tool.
- › Access pre-assignment tools.
- › Print and view your ID card.
- › Obtain a copy of your certificate of coverage under "My Documents".
- › Obtain a second opinion without having to visit a doctor.
- › Watch our global assignment video series to help you navigate your health care while on assignment.
- › Look up translations for medical terms.



## Cigna Envoy on the go.

Instant, real-time access to your health information on the go. The Envoy App can be downloaded for free from the Apple App Store<sup>SM</sup>, Google Play<sup>TM</sup> or Amazon.com.



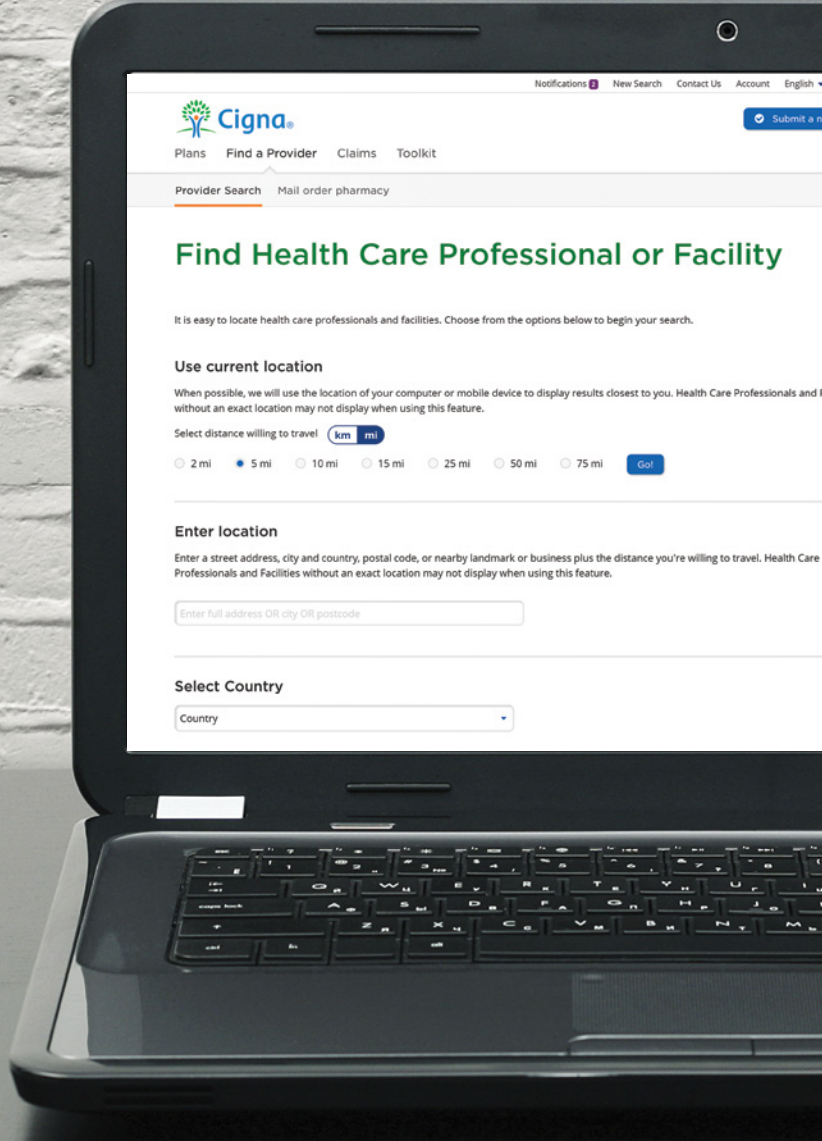
- › Easy and simple navigation.
- › Available whenever, wherever.
- › Find health care all over the world through our app location services.
- › Submit and check the status of claims through our photo claim submission tool.
- › View and print ID cards.

## STILL HAVE QUESTIONS?

Want to know more? Get in touch with our global service center by phone or email.

\* Online Certificates of Coverage will not generate for customers with no reported nationality and/or work location. Online Certificates of Coverage will not be available for customers with a reported nationality and/or work location in Iran, Syria, Ukraine, Cuba, North Sudan, or North Korea. Certificates of Coverage for expats in Germany, Russia, Turkey, Czech Republic, Switzerland, and Australia should continue to be requested through our Client Advocacy Team and will not be available online.





## Finding and choosing a provider.

As a covered customer, you have access to the Cigna directory of more than 1.5 million providers worldwide. While you can access care through any licensed provider of your choosing, by selecting a Cigna Network Provider, your costs may be lower and the provider may be able to settle your claim directly with Cigna.

### Two important ways to find a provider:

1. Access the online directory of thousands of doctors, hospitals, clinics and dentists through **CignaEnvoy.com**.

Once on the Cigna Envoy home page, select **“Find a Provider”** to begin your search.

2. Call our global service center (24/7/365) by using the number on your Cigna ID card.

PreferredCare Network in the US: Cigna Healthcare PPO

All benefits are subject to verification of eligibility, definitions, exclusions and contract limitations. Card possession does not certify eligibility for benefits. For US-inpatient services Pre-Authorization is required.

**CUSTOMERS AND HEALTH CARE FACILITIES / DOCTORS:**  
 US HEALTH CARE FACILITIES / DOCTORS: Payor ID# Cigna - 62308

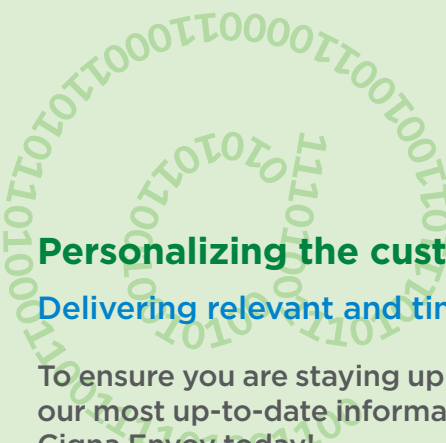
**Fax Claims:** AT&T access code + 800.243.6998 or 302.797.3150

**Contact:** AT&T access code + 800.441.2668 or 302.797.3100

**Mail Claims:** Cigna International, P.O. Box 15050, Wilmington, DE 19850-5050 USA

**Online Claims:** Visit [www.CignaEnvoy.com](http://www.CignaEnvoy.com) to submit a claim online

MultiPlan Network Savings Program **AWAY FROM HOME CARE**



## Personalizing the customer journey.

### Delivering relevant and timely messages.

To ensure you are staying up to speed on our most up-to-date information, sign up for Cigna Envoy today!

With customers located all around the world, including remote and developing regions, traditional mail is often not the most effective way to communicate. In the digital age where world events are shared almost instantaneously, speed is important and even necessary for regulatory updates. That's why we've developed digital tools and communications that will allow us to personalize the customer journey through email.

Communicating by email is important to provide a superior customer experience and we pledge to deliver only timely, relevant and valuable communications at the right frequency to our customers.



# When to file a claim and when you don't need to

## Outside the U.S.

Outside the U.S., you may need to file a claim unless you visit a provider that has a **direct pay arrangement**<sup>1</sup> or has obtained a **guarantee of payment**<sup>2</sup> from Cigna. To find out if a provider has a direct pay arrangement, visit **CignaEnvoy.com**. Once you locate a provider look for a note that says, "direct settlement may be available." If so, all you need to do is present your ID card.

## In the U.S.

If you receive care from one of Cigna's **in-network**<sup>3</sup> providers within the U.S., you do not need to submit a claim for reimbursement because we have **direct pay arrangements**<sup>1</sup> with these doctors/hospitals. You would only be responsible for paying any **deductible**<sup>4</sup>, **coinsurance**<sup>5</sup> or **copay**<sup>6</sup> amounts that are part of your plan. If you choose to seek care from an **out-of-network**<sup>7</sup> provider, you may need to file a claim.

## If you need to submit a claim for reimbursement, follow these tips to speed up the process.

- We recommend submitting your claims through **CignaEnvoy.com**, or Cigna Envoy App. It's the fastest way to get your claims to Cigna.
- If you choose to mail or fax your claim(s) make sure your claim form is filled out completely, and don't forget to sign!
- Fill out a separate form for each doctor or hospital visit.
- Be sure to add a diagnosis, type of treatment or explain your treatment.
- Provide a detailed list of fees for each service rendered along with the date it was performed.
- Make and keep handy copies of your bills, receipts and claim forms.
- Clearly state how you would like to be reimbursed.
- If you can't submit your claim online, remember that even a fax is faster than regular mail.

## Reimbursement options.

- Direct Payment to a U.S. or Canadian bank.
- Electronic Funds Transfers (EFT).
- Checks to you in a variety of currencies (over 100 currencies).
- Wire transfers to bank accounts around the world.
- **ePayment Plus**<sup>®</sup> is an integrated and accurate process that includes automatic email notification of payments directly into a bank account identified by you. You can quickly and easily self-enroll in ePayment *Plus* on Cigna Envoy. ePayment *Plus* complements the existing array of electronic payment options, such as wire transfers\* and EFT, available in the U.S. After you enroll in ePayment *Plus*, charges often applied by your bank for wire transfers or other deposits, are removed or minimized. To sign up, go to **CignaEnvoy.com**.



1. **Direct pay arrangements:** Cigna pays your provider directly, which helps reduce the amount you need to pay for covered services at the time of treatment.

2. **Guarantee of payment (GOP):** Assures payment directly to a doctor or hospital for covered services. This helps prevent you from having to pay for services that would normally be covered under your plan. Have your provider call Cigna using the number on your ID card to arrange a GOP.

3. **In-network:** You'll receive care from doctors or other providers who participate in the Cigna network, which eliminates your paperwork.

4. **Deductibles:** This is the amount of covered expenses that you must pay before the plan pays any benefit. Once you meet this threshold, the plan will begin to pay benefits for covered expenses that you incur; this applies to both individual and family plans.

5. **Coinsurance:** A percentage of the cost of covered expenses you must pay after you have met your plan deductible.

6. **Copayment (copay):** A flat fee you pay a doctor for certain covered services, such as visits or prescriptions.

7. **Out-of-network:** Providers or facilities that do not offer discount arrangements for services with Cigna and may require that you pay for services at the point of care. You may visit any health care facility you choose, but choosing a doctor who does not participate in the Cigna network may lead to higher out-of-pocket costs.



## Value-added services



You have special needs when working outside of your home country. Cigna offers to help you take care of issues that go far beyond health. For example, our concierge and travel assistance services provide:

- › Advice on how to recover or replace lost documents like passports and credit cards.
- › Coordination of emergency travel arrangements for family members who escort another family member to the hospital.
- › Personal emergency telephone translation services.
- › Help finding the right doctor or hospital closest to your location.
- › Help finding or replacing prescription medication.
- › Coordination of emergency travel arrangements for children under the age of 18 who are left unattended if a family member becomes sick.
- › Help obtaining necessary documents for medical insurance claims.
- › If covered, emergency medical evacuation can be arranged.

To inquire about these services, please call our 24/7 customer service number on your ID card.

### Get a second opinion online.

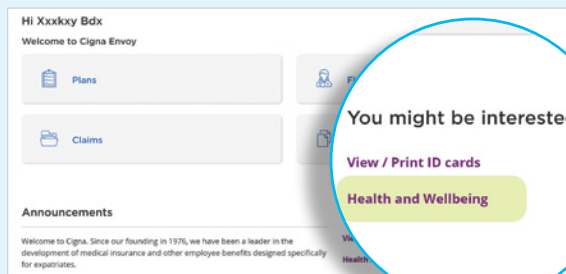
#### Cleveland Clinic's MyConsult Online Medical Second Opinion program

One of the primary benefits of this program is that it enables you to get a second opinion without the burden of travel. Through our website, you can obtain a second opinion from expert clinicians. Clinicians will determine if you or your covered family member is a good candidate for an online second opinion.

After you or your covered family member is approved for a medical second opinion, you'll need to formally register for the program just as if you were visiting the clinic in person. You'll be asked to complete some information, and a specialized physician will review the medical information before rendering an expert second opinion.

Once registered on CignaEnvoy.com, you can access the online second opinion program by following these steps.

1. From the home screen, click the “**Health and Wellbeing**” link in the “**You might be interested in**” section at the bottom of the page.



2. On the “**Health and Wellbeing**” page, select “**Clinical Support Services.**”



3. Under Links, select “**Online Second Opinion.**”



### We also offer our Decision Support Program which provides:

- › Support for serious medical issues to make informed decisions about diagnosis and treatment options available to you.
- › An expert opinion on diagnosis and treatment already suggested; it is not for establishing medical necessity.

The program is voluntary; you must give consent for your medical records to be shared and the process to be activated.



## Feeling good?

### Health and Well-being Assessment

At Cigna, we treat you like the unique individual you are, and want to help you live a healthy and productive life. So even if you're in perfect health, taking our Health and Well-being Assessment can provide information to help you stay that way.

It's a simple online questionnaire that only takes 15 minutes to complete. The assessment is available in more than 20 languages and cultural adaptations, to help our customers around the world. You will answer questions that are relevant to your current situation and where you're doing great – and where there's room for improvement. It covers everything from sleep and health problems to stress levels and job satisfaction. It's thorough. Yet, easy to do.

Once you complete it, you will receive a personalized report on your health and get advice on how to feel, and live even better. Your personal results are confidential and are not shared with your employer.

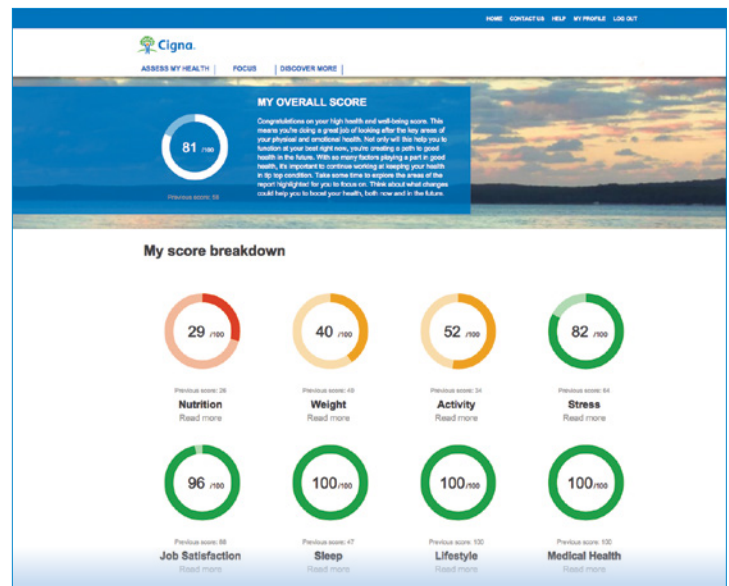
## Feel and live even better.

Do it online. At any time.

To take your personal Health and Well-being Assessment:

1. Go to **CignaEnvoy.com**.
2. From the home screen, click the **"Health and Wellbeing"** link in the **"You might be interested in"** section at the bottom of the page.
3. Click the **"Assess my Health"** link.
4. Register and complete the assessment.

When you are finished, the customized report will help you find out what you're doing right, discover areas of improvement and offer suggestions for current issues.



It is fast. It is personalized. And it can help you feel – and live – your best every day. Take a few minutes to complete the Health and Well-being Assessment now.

## Make it a habit.

Want to track your progress? Then come back and take it again in a few weeks or a few months. Whatever works best for you.

# Customer claim scenario: Direct Pay

## Meet Johan

Johan is a U.S. citizen, expatriate working in London.



While in London, Johan catches a stomach bug and needs medical attention. He visits Cigna Envoy to search for a provider.



Johan visits a provider that has a direct billing arrangement. Johan presents his Cigna ID card upon check-in.



Johan sees the doctor and is treated. He makes a follow-up appointment. The doctor bills Cigna directly for the services.



Johan goes to the pharmacist to fill the prescription given to him by the doctor.

**Note:** If the pharmacy doesn't participate in Cigna's network, they may require you to pay out-of-pocket.

Johan starts to feel better and goes to work the next day.



# Customer claim scenario: Guarantee of Payment

## Meet Amelia

Amelia is a German citizen working in France.



Amelia has a backache and needs to see a specialist. She calls Cigna to find an orthopedic specialist.



Upon arriving at the doctor's office, Amelia presents her Cigna ID card. The doctor doesn't recognize Cigna and requires payment before treatment.

Amelia explains to the doctor that he needs to call the phone number located on her ID card for a guarantee of payment (GOP). Now, Amelia doesn't have to pay out-of-pocket other than her patient responsibility (i.e., deductible or coinsurance) and can receive treatment.



The doctor calls the 24/7 global service center, receives a GOP and Amelia receives treatment, along with a physical therapy prescription.

**Amelia goes back to Cigna Envoy to locate a physical therapist and calls to schedule her appointment.**



**Note:** Payment options and procedures may vary depending on the provider and your plan design.



**Together, all the way.®**



The Apple logo is a trademark of Apple Inc., registered in the United States and other countries. App Store is a service mark of Apple Inc. Android and Google Play are trademarks of Google Inc. Amazon and all related logos are trademarks of Amazon.com, Inc. or its affiliates.

This material is provided for informational purposes only. It is believed accurate as of the date of publication and is subject to change. Such material should not be relied upon as legal or medical advice. As always, we recommend that you consult with your independent legal and/or medical advisors. Products and services may not be available in all jurisdictions and are expressly excluded where prohibited by applicable law. Cigna Global Health Benefits' web-based tools, such as Cigna Envoy®, are available for informational purposes only. Cigna Global Health Benefits' web tools are not intended to be a substitute for proper medical care provided by a physician. References to non-partnered organizations or companies, and/or their products, processes or services, do not necessarily constitute an endorsement or warranty thereof.

All Cigna products and services are provided exclusively by or through operating subsidiaries of Cigna Corporation, including Cigna Health and Life Insurance Company or service company subsidiaries. The Cigna name, logo, and other Cigna marks are owned by Cigna Intellectual Property, Inc. All pictures are used for illustrative purposes only.

112366b 3/19 © 2019 Cigna. Some content provided under license.